

## Online Technician Training Program

**O**ur heavy duty truck training is sought by fleets from all over the country. Now we've made it even easier to access it via our online training program.

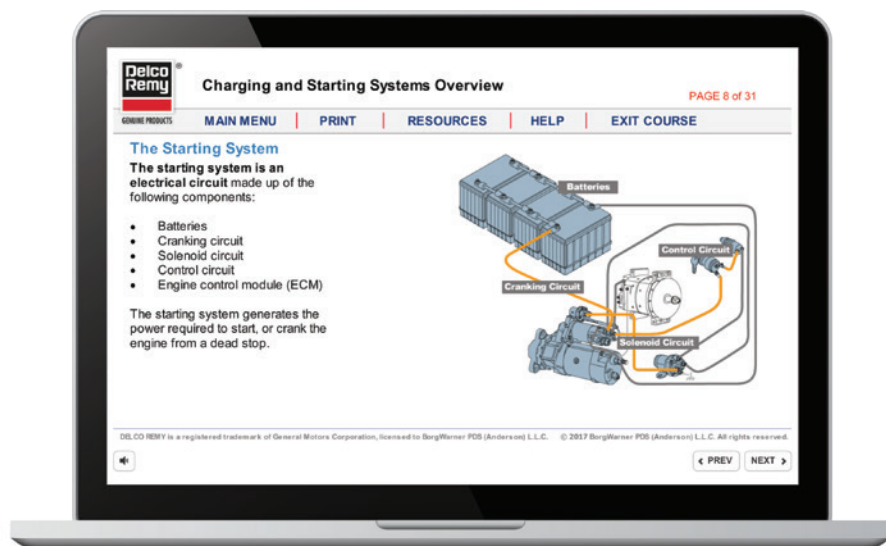
Our overview course gives you the knowledge required to perform safe, consistent and efficient troubleshooting for 12 volt starting and charging systems. The course was developed by one of our industry-leading experts in electrical systems, and is comprised of four individual lessons:

- **Electrical System Review**  
(20 minutes)
- **Troubleshooting Process and Your Tools**  
(15 minutes)
- **Solving the Real Charging System Problem**  
(25 minutes)
- **Solving the Real Starting System Problem**  
(35 minutes)

This in-depth course is a must for any technician working with starting and charging systems. We believe it's such an important industry tool that we've made it available free of charge. It provides tips and techniques critical to troubleshooting the electrical system in a heavy duty vehicle.

Because the course is online, you can take it at work or from home—wherever you have Internet access. Plus, it can be completed at a pace that works for you. It automatically saves your progress—even if you're in the middle of a course—so you can come back to it at any point.

It is ideal for technicians as well as techs-in-training. Participants who score a 70% or higher will receive a certificate indicating they achieved mastery level.



To register for the online training, visit  
[www.delcoremy.com/Spec-it-Right/Technician-Training](http://www.delcoremy.com/Spec-it-Right/Technician-Training).

## ONLINE TRAINING



**Tests and questions**  
to assess understanding



**Interactive features**  
to engage users



**Audio/no audio option**  
for individual preference



**Work at your own pace**




**Printable certificate**  
of completion

# Tech Tip: Understanding Starter Motor Mounting

**D**id you ever wonder why motor mounting holes are larger in size than the fasteners?

To understand, you must first look at the starting motor mountings for heavy duty diesel engines. Manufacturers use either a SAE Type 1 or a SAE Type 3 drive housing.

**SAE Type 1 Mounting: 180, 90 & 90 degrees**



**SAE Type 3 Mounting: All 120 degrees**



Regardless of the mounting style, each starting motor drive housing has mounting holes that secure the motor to the engine bell housing or the transmission with the use of fasteners. The holes' sizes may vary from model to model and among manufacturers.

On the drive housing, there also is a mounting register that aligns the motor in place for proper pinion-to-ring-gear mesh. The tolerance for the mounting register is much closer to the engine-mating surface in order to provide the correct positioning.

The larger mounting holes allow the motor to align and be positioned with the register for proper operation. It does not negatively impact performance in any way.

**You** 

Watch our short Tech Tip video to learn more about motor mounting holes.





## New Refrigeration & APU Packaging

All of our refrigeration and APU products have a new packaging design. Now, boxes will sport a new look: the BorgWarner brand!



## DID YOU KNOW?

A 120-amp APU alternator—an upgrade for the ThermoKing Tri Pac—is now available (Part number 93034).

Our Transport Refrigeration starters and alternators are consolidated to five part numbers that cover the industry's most popular applications.

## Time Capsule: 1952


For years, we've supported our distributors with sales tools and collateral on our products. Our materials and literature have certainly evolved since the 1950s!



For our newest materials, visit us online at <http://ow.ly/QRXM307tNVP>.

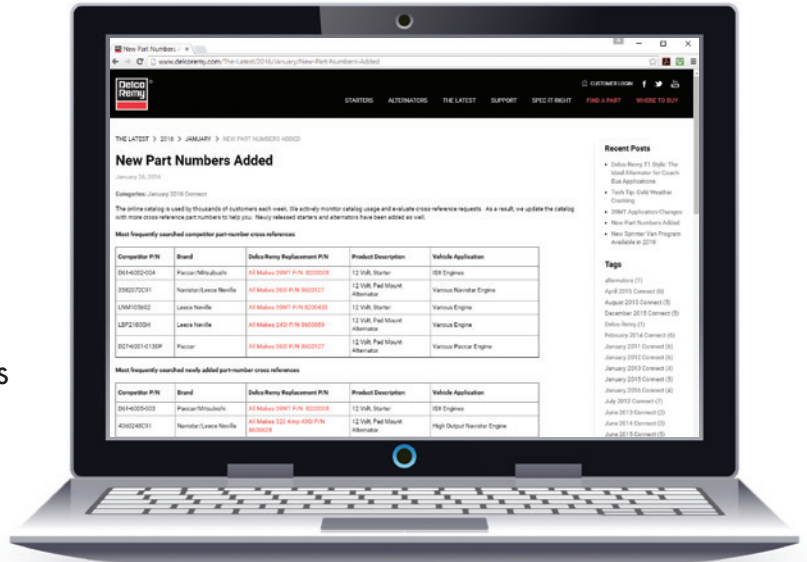


## New Part Numbers



Go to The Latest at [delcoremy.com](http://delcoremy.com) to find the following:

- Newly added part number cross references
- Most frequently searched competitor part number cross references



### LIKE US



[facebook.com/DelcoRemyHeavyDuty](https://facebook.com/DelcoRemyHeavyDuty)

### FOLLOW US



[@DelcoRemy](https://twitter.com/DelcoRemy)

### WATCH US ON



[youtube.com/user/delcoremy100](https://youtube.com/user/delcoremy100)



Congratulations on the Mondial's new warehouse in Monroe, Connecticut! Anthony Emmi, General Manager (left), and Showky Kaldaway, Principal of Mondial (right), hung a very special sign at the new location!

Send your creative shot to [delcoremyconnect@borgwarner.com](mailto:delcoremyconnect@borgwarner.com) for a chance to score a spot in our next issue.

Go to The Latest at [delcoremy.com](http://delcoremy.com) to download your own Delco Remy branded sign.