




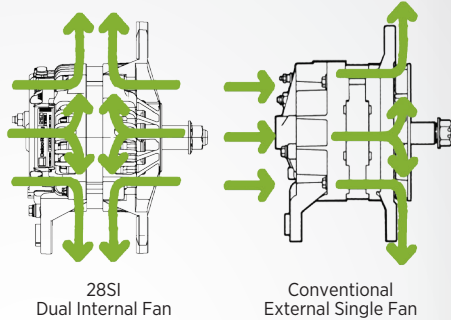
28SI™ Heavy Duty Alternator

GENUINE PRODUCTS





FEATURES & BENEFITS

- **Dual internal fan (DIF)** design provides maximum cooling technology
- **OE approved**, assuring OE quality, reliability and performance for aftermarket replacements
- **Superior output** producing up to 200 Amps at road speed and 125 Amps at idle
- **Equipped with Remote Sense**



which utilizes a second wire that reads the actual voltage at the battery. This signals the alternator to boost its output to compensate for the voltage drop, ensuring 14 Volts at the battery. The proper voltage forces more current into the battery bringing it to a full state of charge between vehicle stops. Reduces battery charge time by 50%.

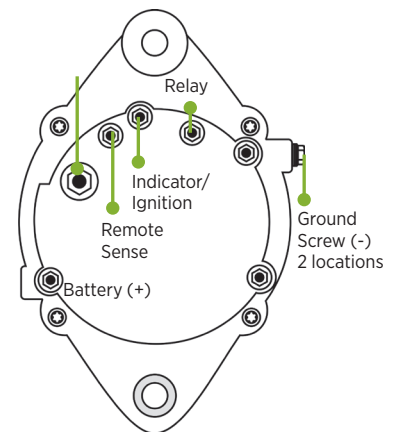
- **Warranty:** School Bus: 2 year/unlimited miles*. All Other Vehicles: 1 year/unlimited miles* (Applicable to U.S. and Canada only)



SPECIFICATIONS

Performance Output	12 Volts 160 Amps (125 Amps at idle) 12 Volts 180 Amps (130 Amps at idle) 12 Volts 200 Amps (140 Amps at idle) 24 Volts 110 Amps
Rotation	Clockwise
Maximum Speed	10,000 RPM Continuous 12,000 RPM Intermittent
Temperature Rating	125°C/257°F
Mounting	J180 Short Hinge Mount J180 Long Hinge Mount Pad Mount
Weight	18.7 lbs/8.5 kg

INSTALLATION

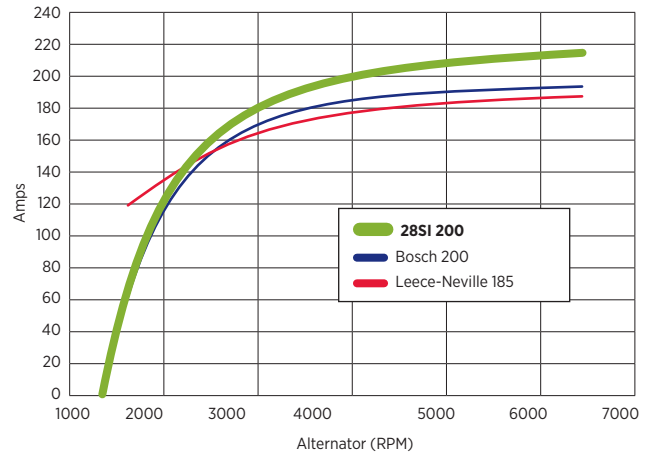


COMPETITIVE INTERCHANGE

Mounting	Delco Remy			Leece-Neville			Bosch		
	Model	Part #	Output (Amps)	Part #	Sales #	Output (Amps)	Part #	Output (Amps)	
Pad	12V	8600315	160				AL9961LH	160	
	12V	8600316	180	8LHP2276V	110-775P	170			
	12V	8600314	200	A0014939AAH	4939AAH	185	AL9962SB	200	
				A0014939PGH	4939PGH				
				A0014943PGH	4943PGH				
				A0014945AAH	4945AAH				
				A0014940PA	4940PA				
A0014948PA	4948PA	200							
A0014951PGH	4951PGH								
24V	8600469	110							
J-180 Short Hinge	12V	8600312	160				AL9960LH	160	
		8600223	180						
		8600313	200				AL9963SB	200	
	24V	8600467	110						
J-180 Long Hinge	12V	8600308	160	A0012800LC	2800LC	160			
				A002801LC	2801LC				
				A0012802LC	2802LC				
				A0012824LC	2824LC				
				A0012825LC	2825LC				
				A0012828LC	2828LC				
				A0012913LC	2913LC				
	12V	8600311	180	A0012800LC	2800LC				
				A002801LC	2801LC				
				A0012802LC	2802LC				
				A0012824LC	2824LC				
				A0012825LC	2825LC				
				A0012828LC	2828LC				
				A0012913LC	2913LC				
	8LHA2275V	110-775	170						
	12V	8600307	200	A0014836AAH	4836AAH		185		
				A0014836LGH	4836LGH				
				A0014846AAH	4846AAH				
				BLD2331GH	2331GH		200		
				BLD2333GH	2333GH				
				A0014850AA	4850AA				
				A0014860AA	4860AA				
				A0014860JB	4860JB				
				A0014861JB	4861JB				
				A0014863JB	4863JB				
				A0014868JGH	4868JGH				
				A0014884JB	4884JB				
				24V	8600468		110		

28SI™ Heavy Duty Alternator

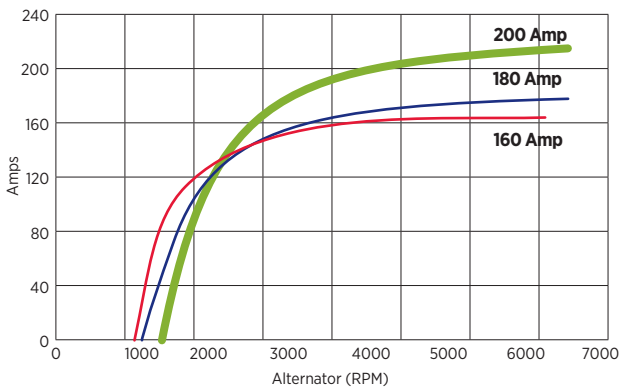
COMPETITIVE COMPARISON



Specs	Delco Remy 28SI 200 Amp	Leece-Neville 4800-4900 Series 185 Amp	Bosch AL9963SB 200 Amp
Weight	18.7lbs/8.5kg	33lbs/15kg	18.3lbs/8.3kg
Length	216 mm	275 mm	207 mm
Overall Diameter	154 mm	168 mm	156 mm
Stator Diameter	144 mm	168 mm	145 mm
Fan Type	Dual Internal	Single External	Dual Internal
Remote Sense	Yes	No	No
Output @ 2000 rpm	125 amps	140 amps	115 amps
Output @ 6000 rpm	212 amps	188 amps	200 amps
Peak Efficiency	68%	60%	68%
DE Bearing Size	62 mm	62 mm	52 mm
Temp. Rating °C	125	110	125*

* Bosch model regulator will shut down completely before 125° resulting in no alternator output at this temperature

28SI 12V POWER CURVE



delcoremy.com



BorgWarner Inc.
600 Corporation Drive
Pendleton, IN 46064 USA
For Customer Service or Technical
Assistance call 1-800-372-3555

Delco Remy is a registered trademark of General Motors Corporation
licensed to BorgWarner PDS (Anderson) L.L.C. | C11128 | 12-16