





GENUINE PRODUCTS

55SI™ Heavy Duty Brushless Alternator



FEATURES & BENEFITS

- **Powerful:** 12 Volt 430 Amp and 24 Volt 250 and 275 Amp models provide high output performance at engine idle for applications with significant electrical loads.
- **Durable:** Brushless design has fewer moving parts. Fewer moving parts mean less wear and longer life.
- **Equipped with Remote Sense** which can reduce battery charge time by 50%



Remote Sense utilizes a second wire that reads the actual voltage at the battery. This signals the alternator to boost its output to compensate for the voltage drop, ensuring 14 Volts at the battery. The proper voltage forces more current into the battery bringing it to a full state of charge between vehicle stops.

- **Efficient:** high efficiency translates to less engine horsepower requirements, resulting in substantial fuel savings.
- **Compact:** Weighing in at 43 pounds with the frame length of only 8 inches, freeing up engine mounting space.
- **Warranty:** 3 year/unlimited miles (Applicable to U.S. and Canada only)

From 12 volt applications such as vocational, fire and long haul trucks with auxiliary power units to 24 volt applications like off-highway equipment and transit and coach buses, the 55SI is designed to take on the demanding electrical loads of today's heavy duty vehicles.



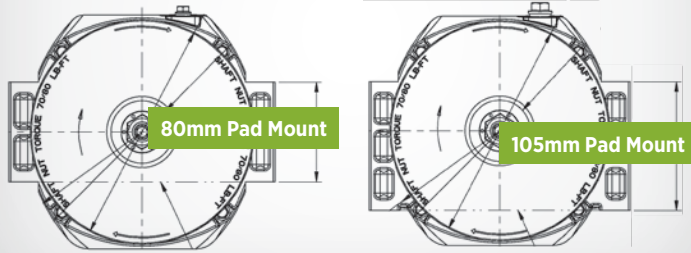
SPECIFICATIONS

Performance Output	12 Volt: 430 Amps 24 Volt: 250 & 275 Amps
Maximum Speed	8,000 RPM Continuous 9,000 RPM Intermittent
Rotation	Clockwise
Temperature Rating	250 Amp - 125°C/257°F 275 Amp - 110°C/230°F 430 Amp - 93°C/200°F
Mounting	Pad
Efficiency	12 Volt: 73%, 24 Volt: 80%
Weight	43.2 lbs/19.6 kg
Overall Length	11.25 in/285.9 mm
Stator Diameter	6.9 in/175 mm
Remote Sense	Standard

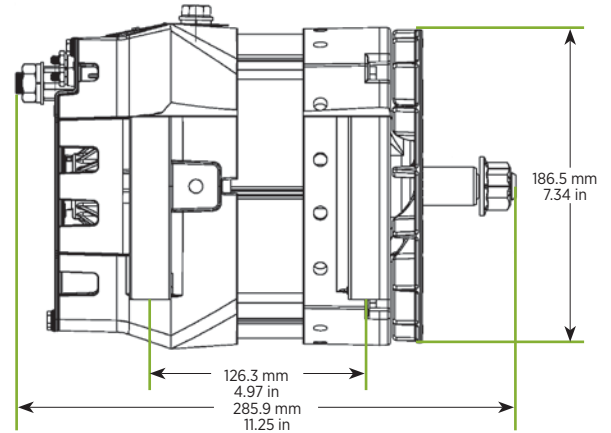
55SI™ Heavy Duty Brushless Alternator

THE 55SI IS AVAILABLE IN THE STANDARD 80MM PAD MOUNT AND THE 105MM PAD MOUNT THAT PROVIDES ADDITIONAL CLEARANCE.

Longer bolts will be required with the 105mm and a change to the drive belt length may be required.



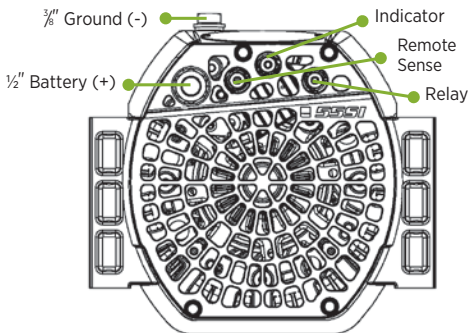
PAD MOUNT



MODEL INFORMATION

OE Part #	Amps	Volts	All-Makes Part #	Mounting
8600529	430	12	61006079	105MM Long Pad Mount
8600629				
8600581	250	24	61006080	
8600635				
8600557				
8600580	275	61006081		
N/A	420	12	8600473	80MM Standard Pad Mount
8600453	250	24	61006082	
8600483				
8600737	270	61006083		
8600480	275			
N/A	430	12	61003345	J180 Hinge Mount
61002316	275	24	8600564	

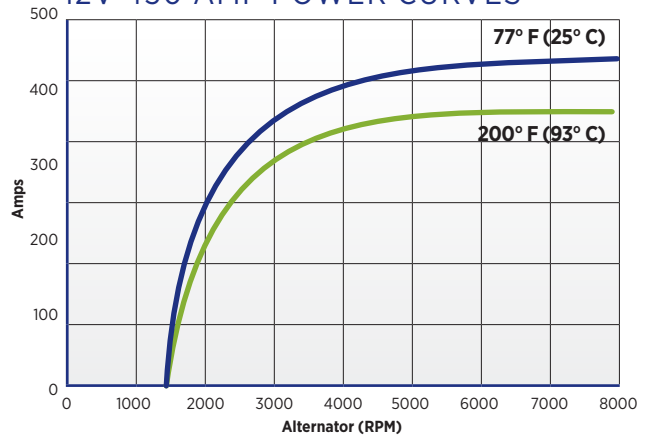
INSTALLATION



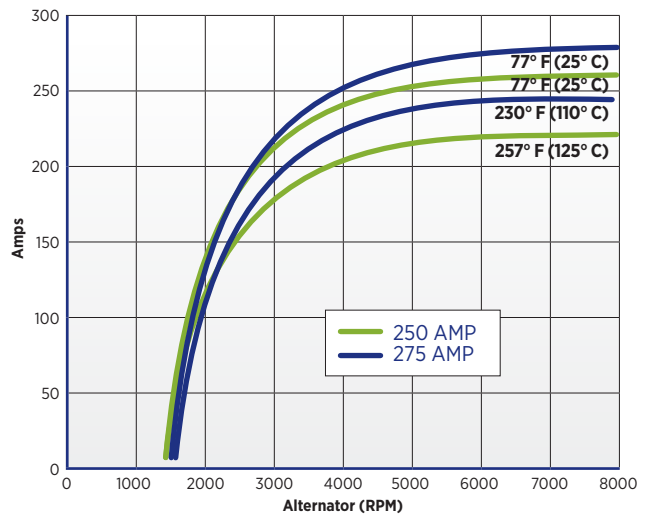
Tech Support 800-372-0222

If you need assistance with part number identification or electrical system troubleshooting, we're here to help.

12V 430 AMP POWER CURVES



24V POWER CURVES



delcoremy.com



BorgWarner Inc.
13975 BorgWarner Drive
Noblesville, IN 46060 USA
For Customer Service or Technical Assistance call 1-800-372-3555

Delco Remy is a registered trademark of General Motors Corporation licensed to BorgWarner PDS (Anderson) L.L.C. | C11134 | 5-18